



14,025 STUDENTS

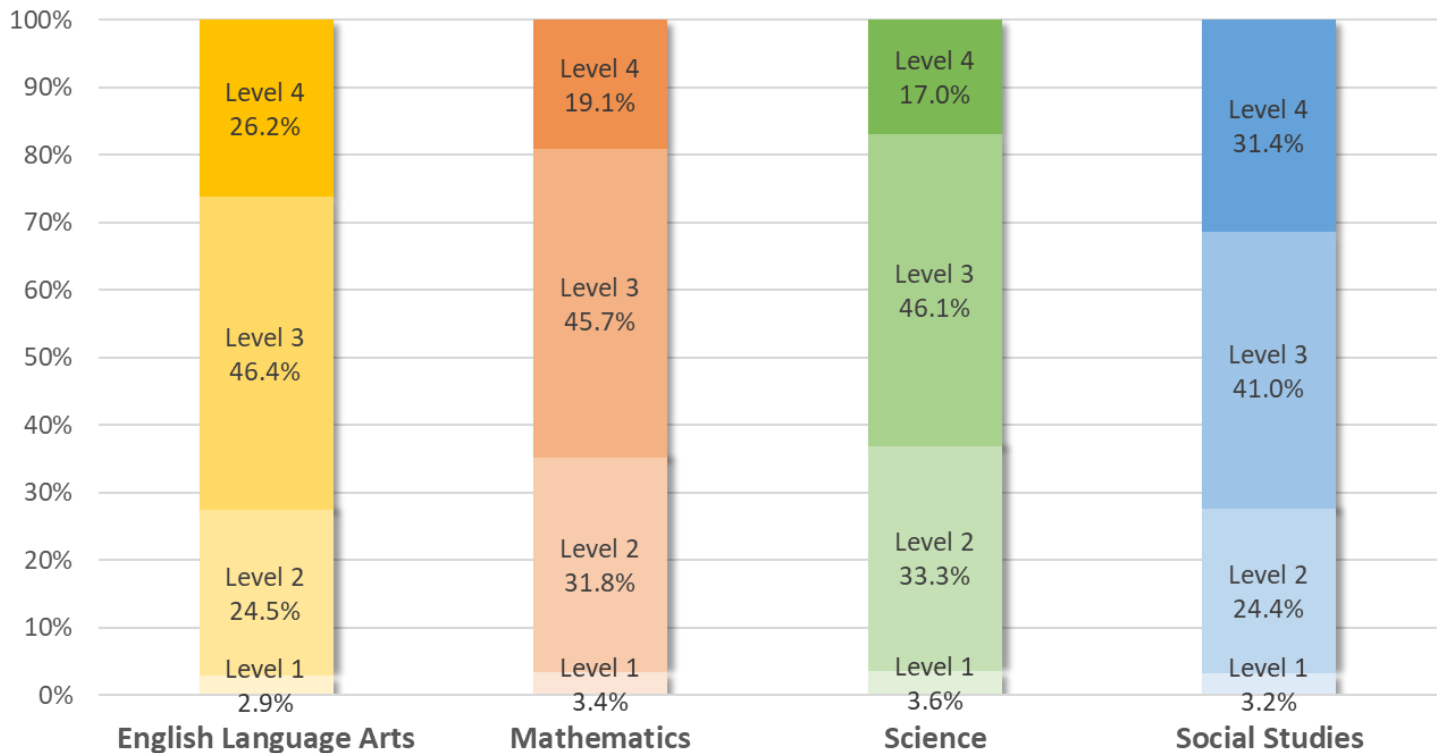


1,655 SCHOOLS



200 DISTRICTS

Georgia Alternate Assessment 2.0 - Spring 2023 Results



Georgia Alternate Assessment 2.0 - Spring 2023 Results

Average Scale Scores and Number of Students Tested

Grade	English Language Arts			Mathematics			Science			Social Studies		
	N	Mean	SD	N	Mean	SD	N	Mean	SD	N	Mean	SD
3	1,803	1415	49	1,785	1429	82	-	-	-	-	-	-
4	1,829	1419	48	1,818	1408	54	-	-	-	-	-	-
5	1,790	1416	47	1,785	1408	46	1,779	1417	63	-	-	-
6	1,793	1423	46	1,783	1414	39	-	-	-	-	-	-
7	1,894	1439	72	1,884	1412	47	-	-	-	-	-	-
8	1,993	1447	59	1,978	1413	45	1,980	1411	41	1,981	1425	60
HS	1,708	1422	48	1,695	1411	40	1,697	1417	67	1,698	1420	58

Note: Science is assessed in grades 5, 8, and high school. Social Studies is assessed in grades 8 and high school. GAA 2.0 scores are reported on a scale from 1000 to 1800 and are appropriate for comparisons across years and across students, but not across grades or content areas. For more information on GAA 2.0 scores, see the [Score Interpretation Guide](#), or visit testing.gadoe.org.

Spotlight On: Students Receiving Score Codes

A student may not receive a scale score for several reasons. In these cases, the student receives one of the following score codes in lieu of a scale score. Scores associated with these non-score designations are not included in achievement summaries.

PNRP: This designation indicates Present, No Response Provided. This applies to students who do not have an established communication system, for whom testing was attempted for six consecutive parts, but the student was unable to communicate a response.

PID: This designation indicates Present, Insufficient Data. This applies to administrations with insufficient data collected to produce a score.

IV: This designation indicates that there was an irregularity associated with a student's test administration and the student's score was invalidated.

PIV: This designation indicates that an irregularity in test administration resulted in a Participation Invalidation. In a Participation Invalidation, the student's score is invalidated, and the student is not considered a participant for accountability purposes.

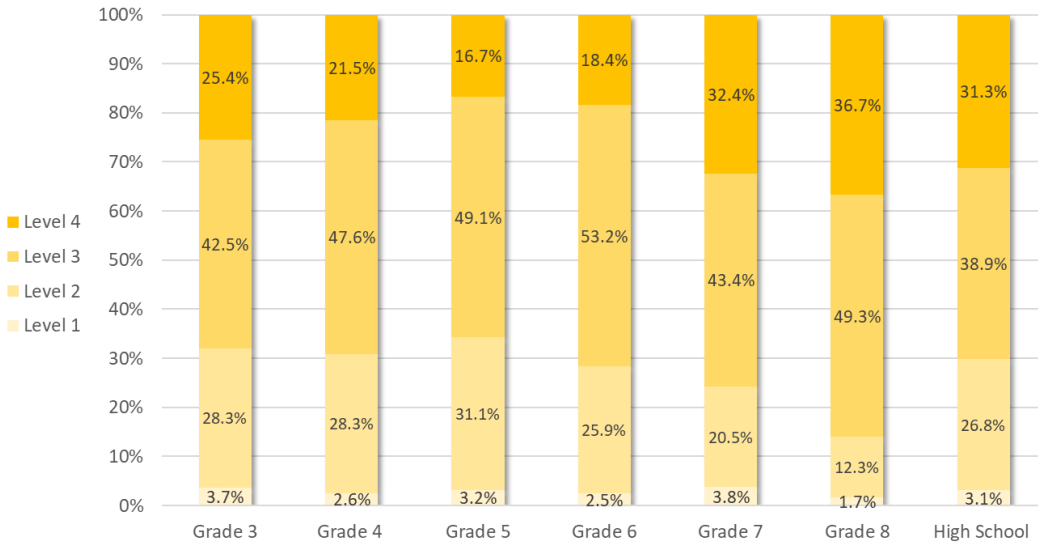
DNA: This designation indicates that a student Did Not Attempt an assessment according to the guidelines established for the assessment.

ME: A significant Medical Emergency is a rare medical event that prevents a student who otherwise would have participated in the assessment from participating throughout the duration of the state testing window.

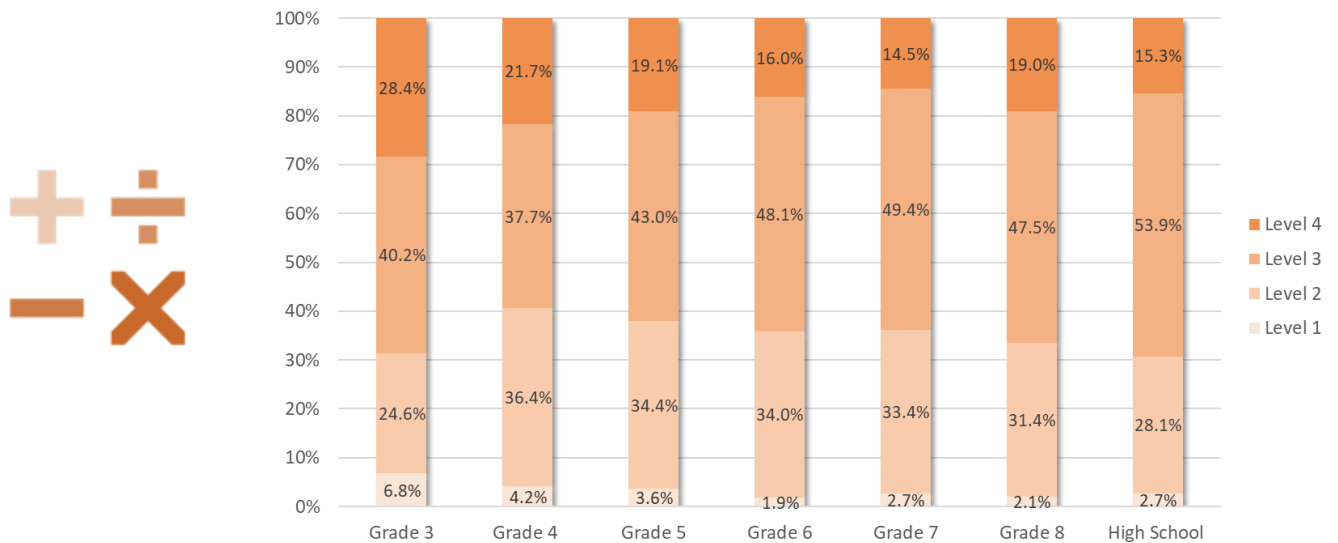
	ELA	Math	Science	Social Studies
PNRP	465	519	199	119
PID	9	10	1	2
IV/PIV	0	1	1	0
DNA	728	751	331	227
ME	13	16	7	7

Georgia Alternate Assessment 2.0 - Spring 2023 Results

ENGLISH LANGUAGE ARTS



MATHEMATICS



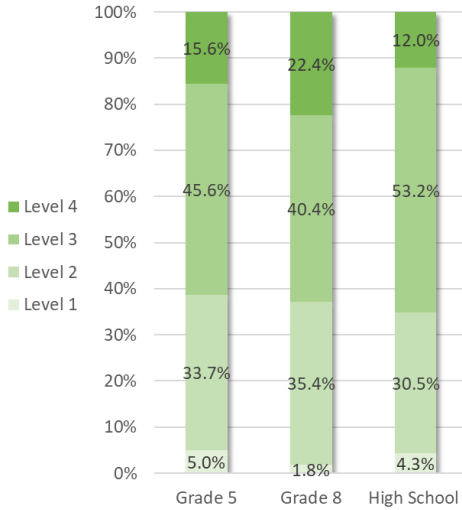
Defining: Extended Content Standards

The knowledge and skills measured in the GAA 2.0 are aligned to Georgia’s academic content standards through the Extended Content Standards. The Extended Content Standards identify skills that connect to the grade-level content standards and allow students to show learning of concepts at reduced levels of complexity.

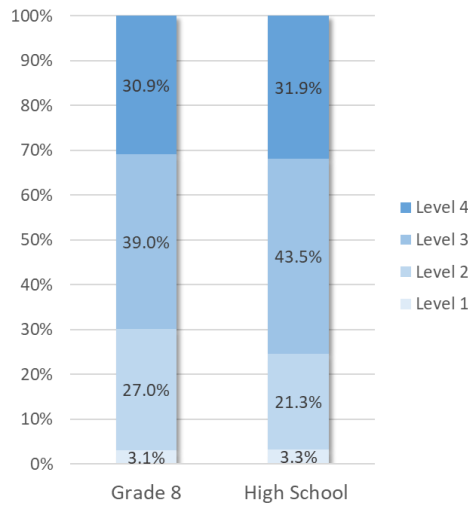
More information on Georgia’s Extended Content Standards is available [here](#).

Georgia Alternate Assessment 2.0 - Spring 2023 Results

SCIENCE



SOCIAL STUDIES



KEY TERMS

Achievement Level: An achievement level is a range of scores that defines a specific level of student performance. Achievement levels give meaning and context to scale scores by describing the knowledge and skills students must demonstrate to achieve each level.

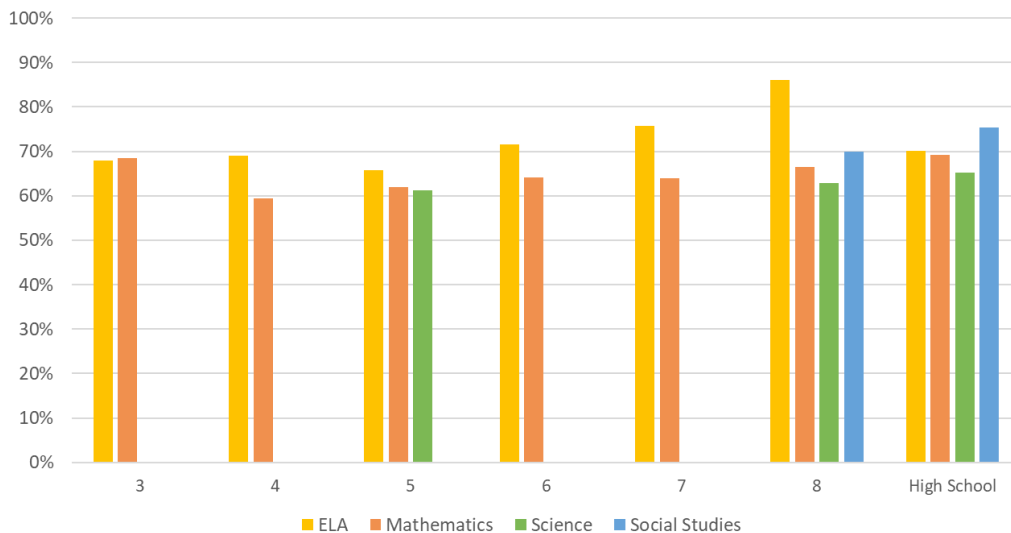
Achievement Level Descriptors (ALDs): ALDs are descriptions of the knowledge and skills expected at each of the four achievement levels for each grade level and content area.

Extended Content Standards: The Extended Content Standards identify skills that connect to the grade-level content standards and allow students to show learning of concepts at different levels.

Scale Score: A scale score is a representation of the total number of points a student earned, converted into a format which can be clearly interpreted and compared across years.

Standard Deviation (SD): The standard deviation indicates how spread out the group scores are around the average. A higher standard deviation indicates many scores in the group are far from the mean. A lower standard deviation indicates many scores in the group are close to the mean.

Percent of Students at Level 3 or Above



Learn More

For more information on:

- Interpreting GAA 2.0 scores
 - The Extended Content Standards
 - GAA 2.0 Achievement Levels
- Visit [the GAA 2.0 page](#):

